

SALTO-YOUTH  
PARTICIPATION  
RESOURCE CENTRE



Erasmus+



## Massive Open Online Course (MOOC) Erasmus+ Funding Opportunities for Youth

30 October - 5 December 2016

Laimonas Ragauskas (Facilitator)  
Nerijus Kriauciunas (Facilitator)  
Stephanie Nowakowski (SALTO Youth Participation RC)

## Final Report

This report is based on the following sources:

- Questionnaires filled in by participants before, during and at the end of the course
- Feedback from participants posted at the course forum discussions
- Evaluation conclusions made by the SALTO Youth Participation RC, National Agencies staff and the trainers during the evaluation meetings
- The list of participants

## 1. GENERAL INFORMATION

In total 3183 participants enrolled into this course, of which 611 (19%<sup>1</sup>) completed the minimum required modules and received their Youthpass Certificate. The course site has attracted 263 287 page views by enrolled students and 19 618 participation actions

- 1175 learners completed Module 1: Introduction to Erasmus+: Youth in Action
- 723 learners completed Module 2: Key-action 1 - Youth Exchanges
- 594 learners completed Module 3: Key-action 1 - European Voluntary Service
- 516 learners completed Module 4: Key-action 1 - Mobility of youth workers
- **New module!** 458 learners completed Module 5: Key Action 3 - Structured Dialogue
- 648 learners completed Module 6: Application form
- All together participants and facilitators made 2472 posts in 27 discussion forums
- Learners generated 7848 quiz submissions to complete 12 quizzes
- [YouTube channel](#) of this MOOC received more than 26804 views Last quarter (between 1 October 31 December 2016)

Majority of participants who completed the course were coming from Erasmus+ Programme (84%) and Partner countries (14%). The course attracted also participants from the other continents promoting European dimension beyond “borders” of Europe.

The participants came from the following countries:

Albania, Algeria, Armenia, Aruba, Austria, Azerbaijan, Belarus, Belgium, Bosnia and Herzegovina, Bulgaria, Colombia, Croatia, Cyprus, Czech Republic, Denmark, Egypt, Estonia, Finland, France, Georgia, Germany, Ghana, Greece, Hungary, India, Iraq, Ireland, Israel, Italy, Jordan, Kyrgyzstan, Latvia, Lebanon, Lithuania, Luxembourg, Macedonia (FYROM), Malta, Moldova, Morocco, Netherlands, Nigeria, Norway, Pakistan, Palestine, Poland, Portugal, Romania, Russian Federation, Serbia, Slovak Republic, Slovenia, Spain, Syria, Tunisia, Turkey, Uganda, Ukraine, United Kingdom and Venezuela.

In **Annex no. 1**, please find the number of participants distributed per countries who completed the course and were issued Youthpass Certificate. Contacts of participants may be requested from SALTO Youth Participation Resource Centre, [steph@salto-youth.net](mailto:steph@salto-youth.net).

**Annex no. 2** provides with the print screens of how MOOC was delivered.

## 2. PARTNERS INVOLVED

The 3rd edition MOOC was coordinated by SALTO-YOUTH Participation Resource Centre in cooperation with the National Agencies of Erasmus+ Youth in Action from Croatia, Hungary, Iceland, Italy, Poland and Slovakia.

This edition of MOOC had additional new content model focusing on the KA3 Structured Dialogue projects. Wout Van Caimere was contracted to provide with the expert input when developing content of this module. Laimonas Ragauskas and Nerijus Kriauciunas were contracted to facilitate the development, implementation and reporting of this edition of MOOC.

Creative media production company StepDraw was outsourced for creating videos of the 5<sup>th</sup> module (Structured Dialogue projects).

---

<sup>1</sup> On average, MOOC completion rate is reaching up to 10%.

Polish National Agency made new translations of video subtitles for the Module 5 on Structured dialogue. Hungarian and Austrian NAs received links to newly produced videos and online translation platform.

### 3. AIMS AND OBJECTIVES: ARE THEY MET?

The learning objectives of MOOC on Erasmus+ Funding Opportunities for Youth:

- Learn philosophy of the Erasmus+ Youth in Action programme and the youth work sector: objectives, priorities, target groups
- Learn diverse opportunities for international mobility projects funded by Erasmus+ Youth in Action programme
- Understand how to set up a good quality mobility project for youth or youth workers
- Discover youth participation approaches and Structured dialogue
- Get ready for applying for the financial support of Erasmus+ Youth in Action programme.
- Create space for networking and building distributed knowledge about Erasmus+ Youth

The participants' feedback in the discussion forums on-line showed that they were mostly happy about the course structure and content. Many of them stated that they could learn and understand the opportunities offered by the Erasmus+ programme. They also appreciated given free choice by the MOOC structure and content to learn specially about opportunities, which interest them. This can be observed in the statistics of number of people who chose to complete Module 1, 2 and 3 focusing on specific sub-action of Key-action 1.

The facilitators' team collected few of the many participants' feedback illustrating their learning outcomes and readiness to implement Erasmus+ projects:

*"All the sections were useful, but for me Structured Dialogue was the true discovery. And now I'm aware of the great opportunities under KA3", Bohdan Prokhorov*

*"This course it has been my first Erasmus+ experience. I feel more confident about funding opportunities, but above all, about Erasmus + program in general.", Miquel Sabaté*

*"A really good training, fantastic organization, perfectly arranged." Ana Isabel Rodríguez Contreras*

*"I'm really excited that i did this course because i learnt a lot of specifics information about erasmus+ programme and now I'm ready to write my project!!", Rossella chiovaro*

*"If such a MOOC TC was to be repeated I would certainly be recommending it to my colleagues and others who may be interested." Ernest Barnett Skea*

*"With the evolving of technology I find online training much more comfortable regarding time management, and much more reachable to people.", Etleva Zgjanjulli*

*"I fill more confident given the fact that I will apply for my first project on February and I know for sure there is this virtual community here thanks to this course where I can ask for advice.", Eleftherios Maragkoudakis*

*"Even if I've worked previously with Youth in action, during this MOOC I've learned some small important things that I can apply during my further work with Erasmus+.", Veronika Velkovska*

*"This was the most useful online course I have joined. During the modules I have found out what I have done wrong and lost points in my projects.", Dinc Saraykoylu*

This course was creating new networking opportunities. Participants could take part in forum discussions facilitated by the 2 facilitators of this MOOC. In total, there were made 2472 posts enabling participants to share content related ideas, ask questions, express their partnership interests, provide with feedback. We

received the suggestion to make the sharing in smaller groups to create more intimate experience and enable more in-depth discussions.

This course also promoted various on-line resources that were developed and are used in European youth work field. SALTO-YOUTH.net tools (e.g. Training Calendar, Toolbox, Otlas Partner-finding tool) were integrated into the contents of this MOOC. Inclusion for All booklets, T-kits, Youth Exchange Guide and other educational publications were promoted throughout the course. Many of participants especially highlighted that T-kits were new to them.

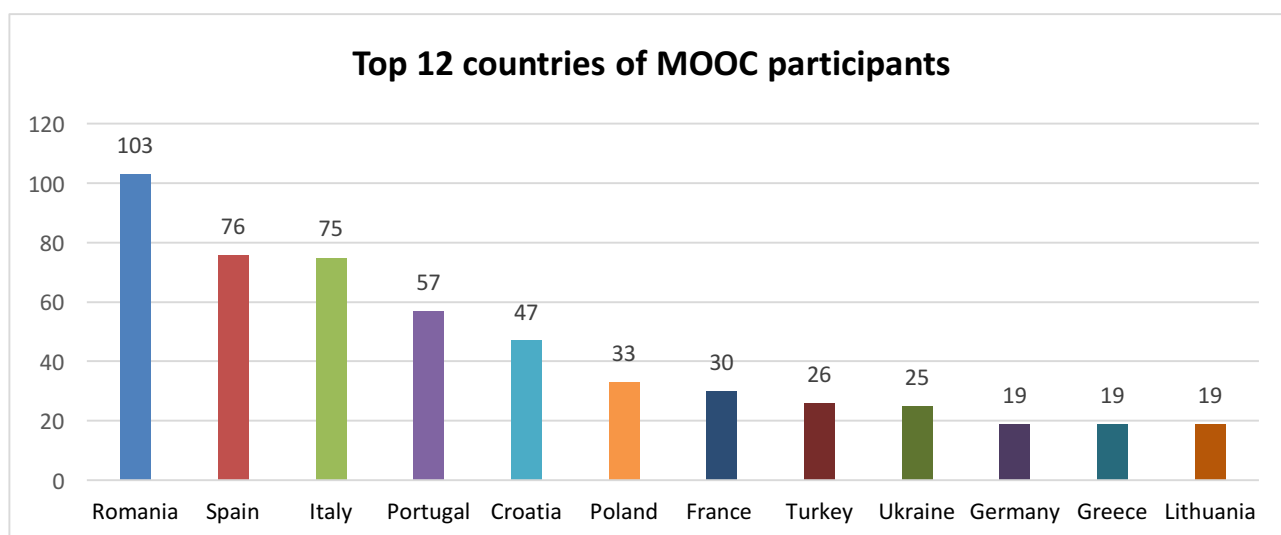
The MOOC Facebook group (<https://www.facebook.com/groups/MOOCyouth/>) continued to support further opportunities for networking and sharing knowledge. After the 2<sup>nd</sup> edition of MOOC there were 2110 members in this group. After the 3<sup>rd</sup> edition of MOOC there are now we are 3130 members. 1020 new people joined this group.

On the Facebook group, there is a lot of sharing going on, not only about Erasmus+ but about all kinds of international opportunities to study, take internships, participate in exchange programmes, campaigns and other activities.

#### 4. TARGET AUDIENCE

859 participants responded to optional Welcome survey providing information for general statistics. We know from analytics that it is not entire group as there were 3183 enrolled learners and 1175 learner completed the first module. Therefore Welcome survey was completed by 73% of all course participants who started the first module. The graph bellow shows which countries where most of the participants were from. 64% of all respondents of welcome survey came from the following 12 countries out of 66 countries identified by participants. It makes 64% of all respondents. Comparing to the previous MOOC edition we can see the same 3 countries on the top: Romania, Spain and Italy.

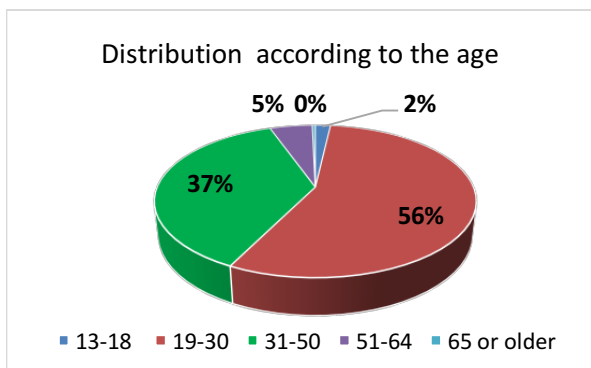
2016 3<sup>d</sup> ed. Top 12 countries where participants were from (source: Welcome survey)



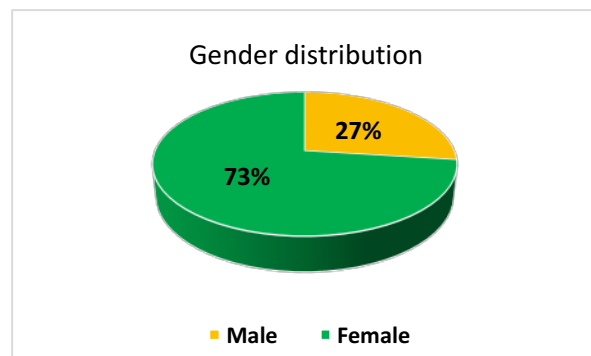
When it comes to the age of participants, we can see that clear majority, 56% of participants were between 19 and 30 years old, the second biggest age group was from 31 to 50 years, making 37% of all respondents.

We also were interested in gender distribution, again similarly to the first two MOOC editions, more than 2/3 of participants were women.

4.2 Participants distribution according to their age  
(source: Welcome survey)

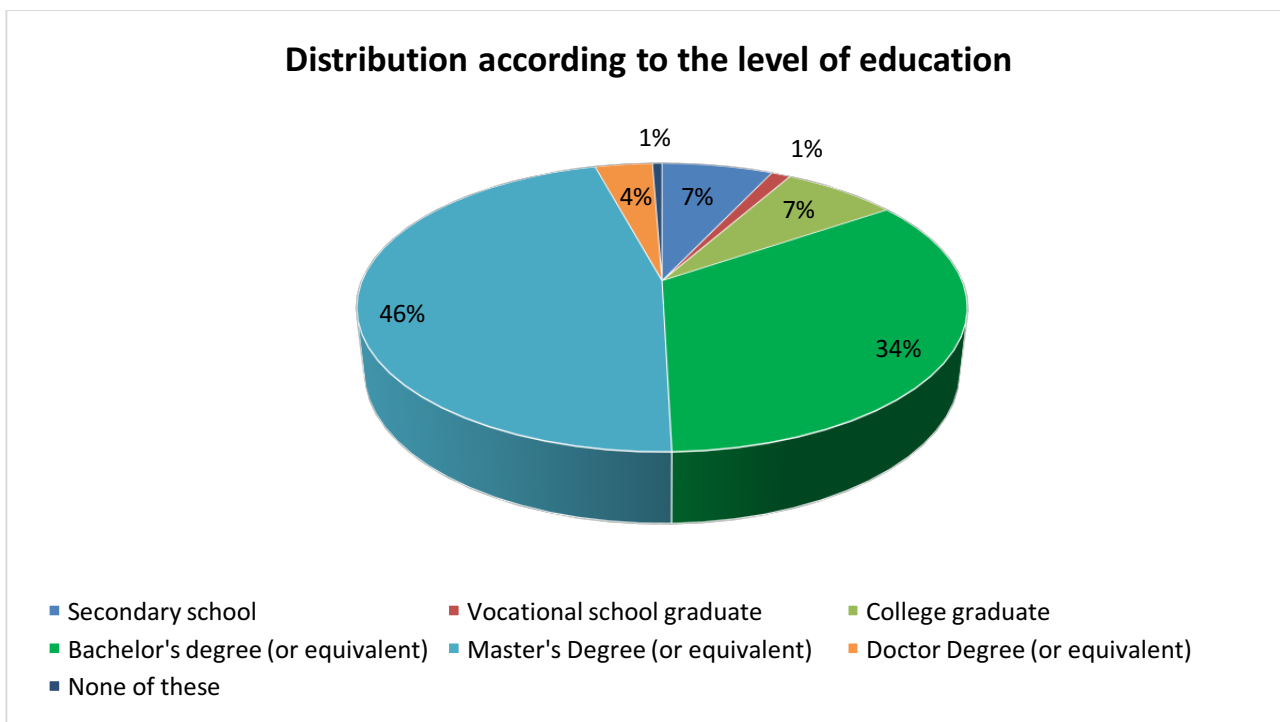


4.3 Participants distribution according to their gender  
(source: Welcome survey)

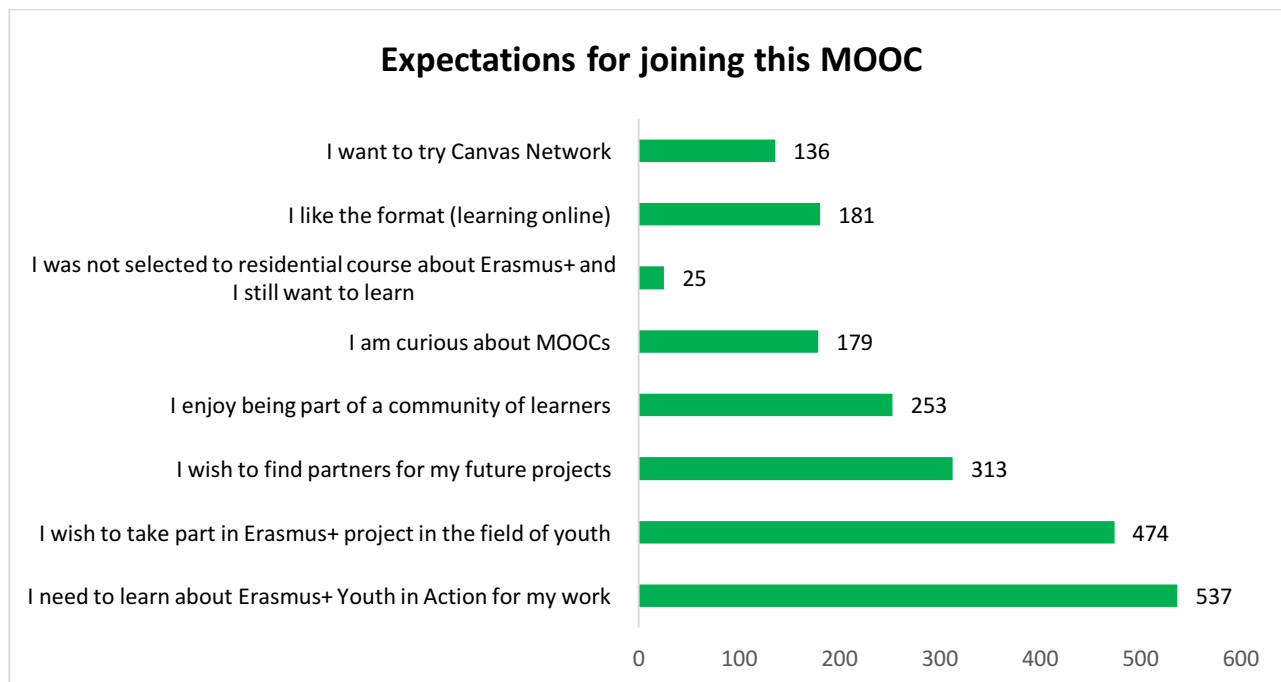


The graph no. 4.4 shows participants' distribution according to the level of education. The tendencies were the same and matching global tendencies that majority of MOOC participants are rather educated and feeling comfortable with self-directed learning online. Thus, almost half (46%) of participants were with Master's degree (or equivalent) and 34% were with Bachelor degree, equally 7% of participants were with secondary school and college degrees.

4.4 Participants distribution according to their level of education (source: Welcome survey)



4.5 Participants distribution according to their interest in this MOOC (source: Welcome survey, participants could choose more than one option)



The graph above shows expectations of participants and reasons that brought them to learn at this MOOC. Learners could choose more than one option. The prevailing expectations were to learn about Erasmus+ Youth in Action because it was needed for participants' work (64%) and because they wanted to take part in projects themselves (57%). More than a third of participants (37%) chose that they were learning because they wished to find new partners for projects and 30% of the entire group wanted to learn because they enjoy being part of learners' community.

## 5. LEARNING PROCESSES AND CONTENTS

Like the first MOOC this one was structured into 6 thematic modules:

- Module 1: General overview of Erasmus+ Youth in Action
- Module 2: Youth Exchanges
- Module 3: European Voluntary Service
- Module 4: Mobility of youth workers
- Module 5: KA3 Structured dialogue
- Module 6: Application procedures

Each module was structured into 7-9 sessions offering various interactive learning content online that was uploaded to the Canvas.net MOOC platform <https://www.canvas.net> .

Participants were learning through animated videos, pre-recorded video interviews, video examples from projects and educational texts. Throughout the course time participants could take part in forum discussions facilitated by the 2 facilitators of this MOOC.

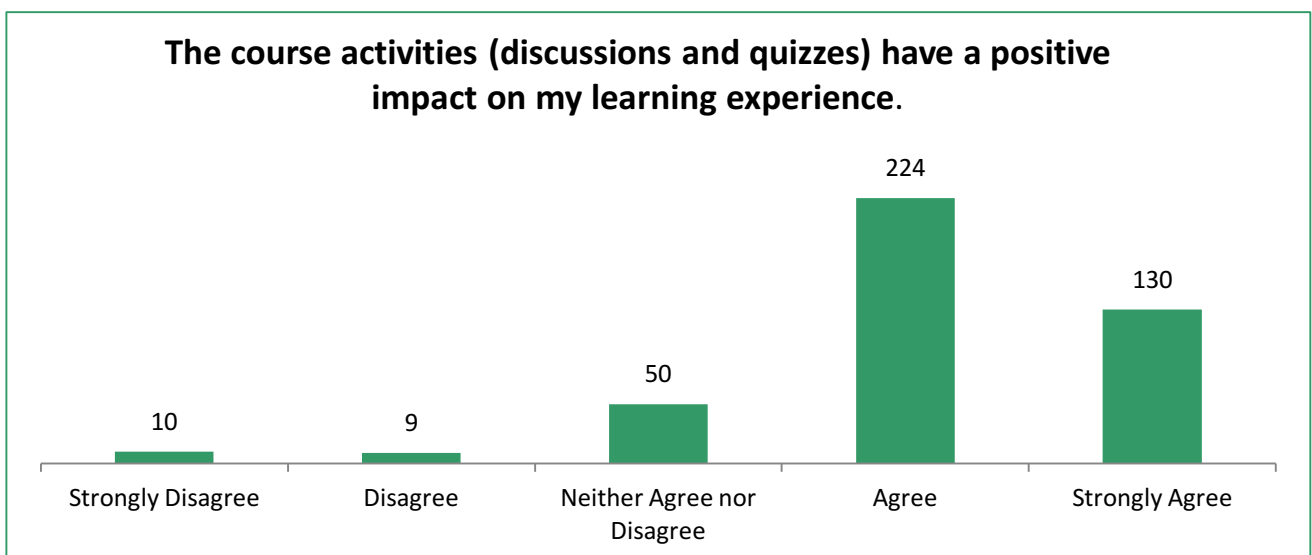
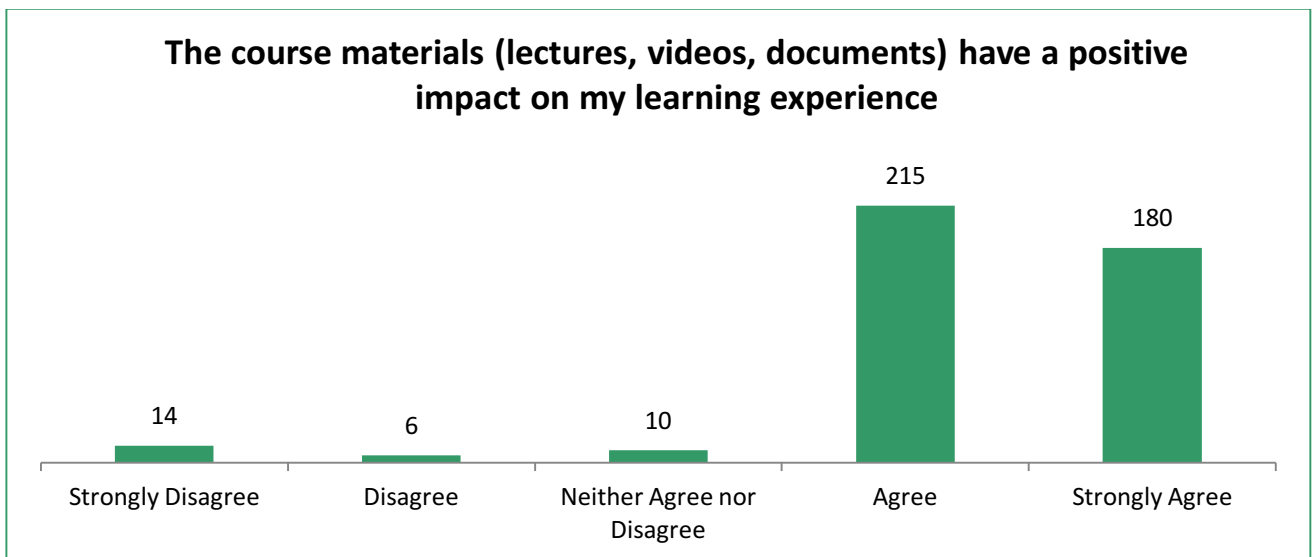
Participants' could "practice" their knowledge by taking practice quizzes (10 in total).

Successful completion of modules enabled participants to unlock content-related Open Badges.

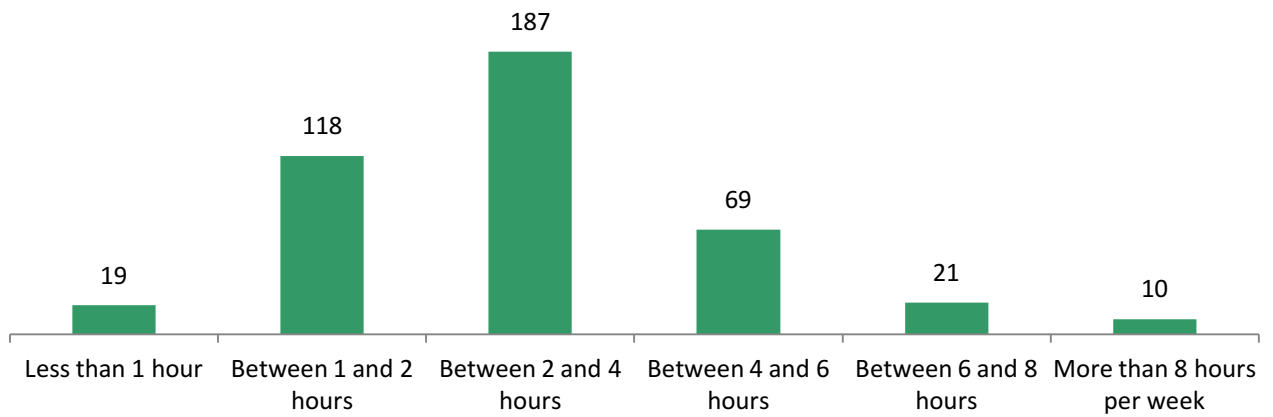
425 people responded to the questions of the Mid-term survey, providing with the information for insights about their MOOC learning experiences.



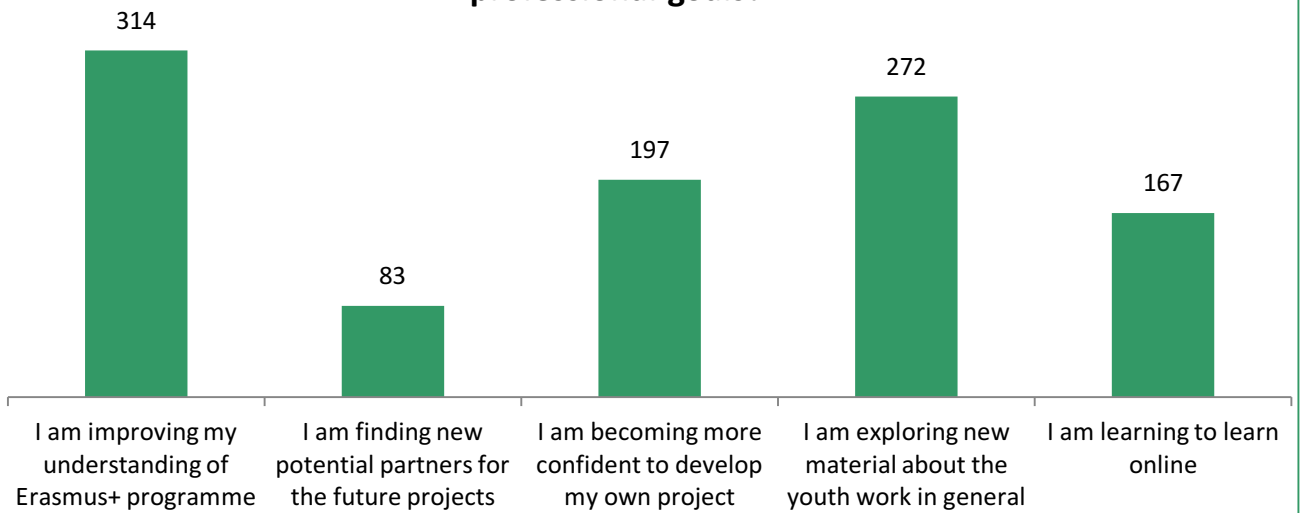
Participants could choose more than one option. The most popular choice was “Youth worker” followed by “Project manager” and “Young person”.



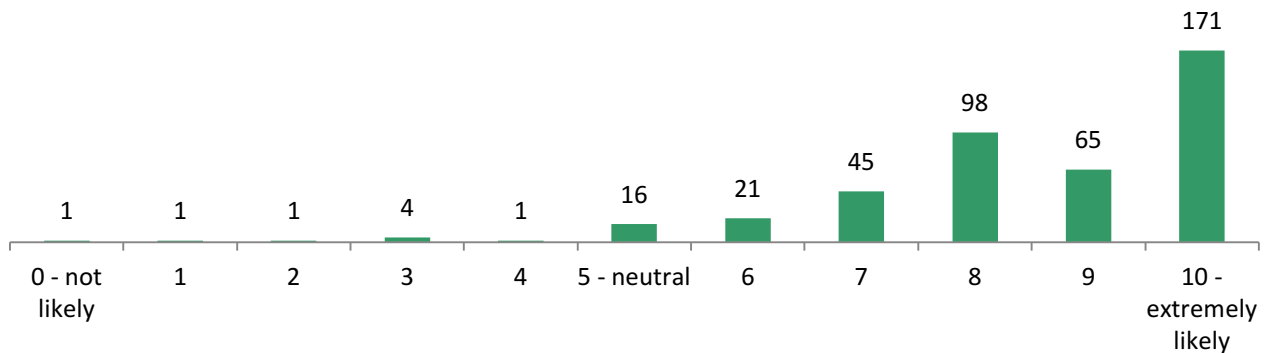
### How many hours a week are you spending on this course?



### In what ways is this course helping you meet your personal or professional goals?

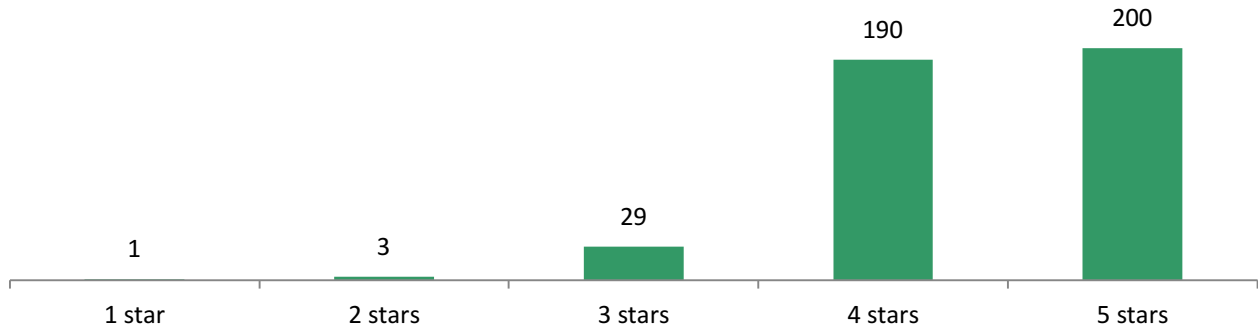


### How likely are you to recommend a course on Canvas Network to a friend?

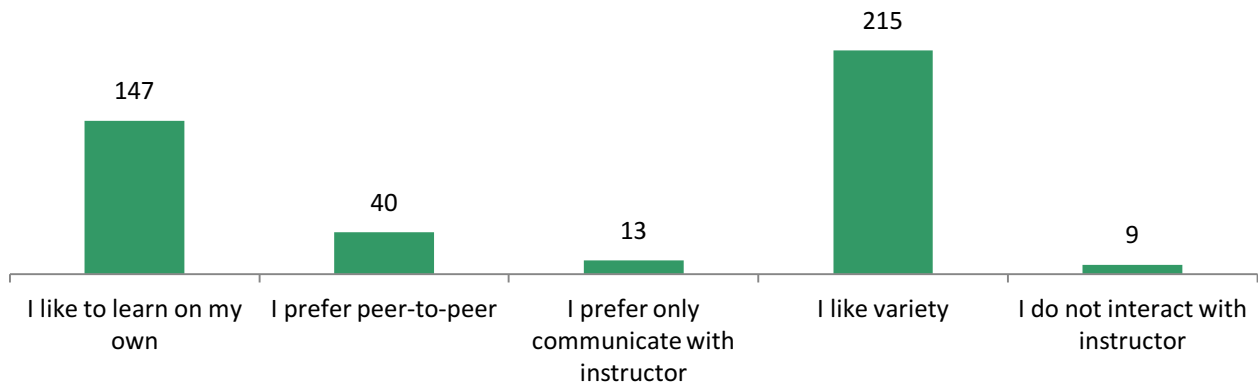




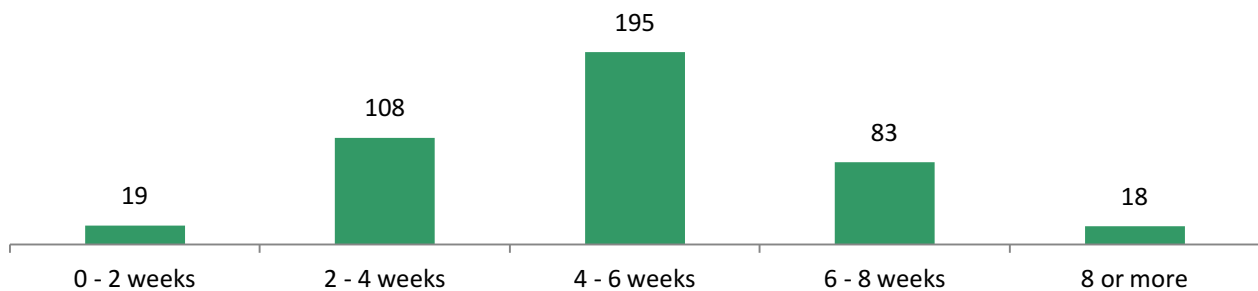
**Please give this course an overall rating on a scale of 1 to 5 with 1 being the lowest and 5 being the highest rating.**



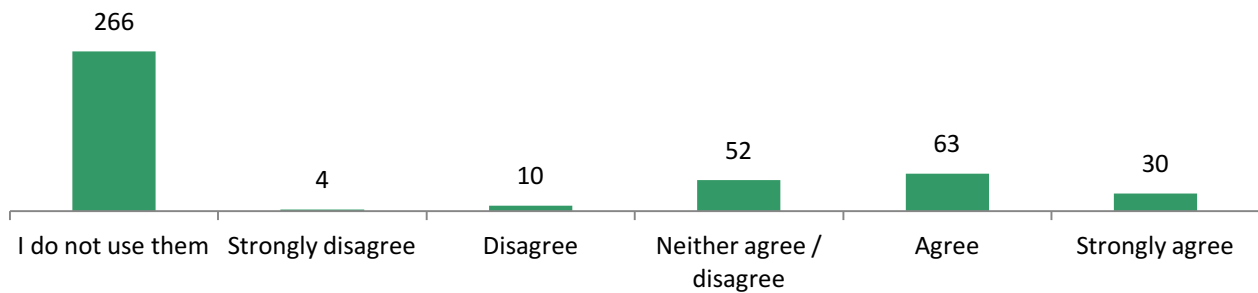
**How much facilitator involvement do you like to have in your online learning experiences?**



**Ideally, how long should Canvas Network Course last?**



### I have a positive user experience when I access my course on my smartphone and or tablet device



#### General conclusions about participants learning process and contents

The mid-term survey was taken by around 425 participants and the outcomes and learning points are the similar as in the previous MOOCs.

The participants of the course are a variety of profiles which was like last time and corresponds with the set objectives of the course.

A general very satisfied group of people (at least those who filled in the survey) that tell us they are learning and the tools provided for learning (video's, for a, discussions, interviews...) are adequate and appreciated.

Majority of MOOC participants were satisfied with the overall course experience. 92% of respondents of them gave 4 and 5 stars in the overall rating of the course (comparing to 85% in the previous MOOC edition).

Most of the participants agreed or strongly agreed that course materials (lectures, videos, documents) and course activities (discussions and quizzes) had a positive impact on their learning.

The duration of the course seems also to please most of the learners. 89% of people also seem to want to recommend the course to other friends and colleagues (marked the choice from 7 to 10)

The estimated course commitment (3-4 hours per week) and course duration in length (4 weeks) corresponded to participants' feedback. 57% participants were spending 2-6 hours per week studying course material; 5% were spending 6 - 8 hours per week and almost 26% of participants spend up to 2 hours per week.

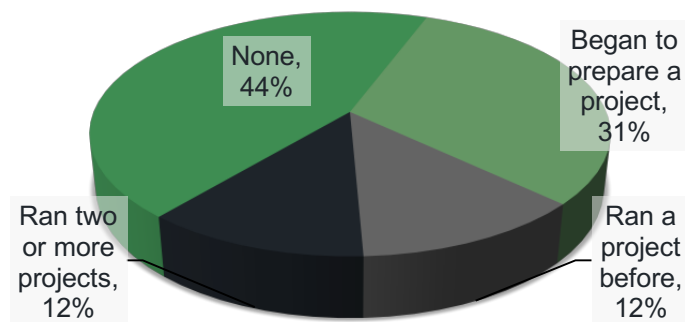
Most learners are hanging on the classical computer to follow the MOOC and 63% of all respondents identified they are not using smartphones or tablets. However those who do, value the experience pretty positively. 59% out of those who identified that their experience is very positive.

## 6. MOOC ACHIEVEMENTS

3<sup>rd</sup> MOOC about Erasmus+ Funding Opportunities for Youth achieved its objectives and reached the expected profile of participants. Those participants who completed the requirement of the courses provided feedback regarding the course by completing the Youthpass request form.

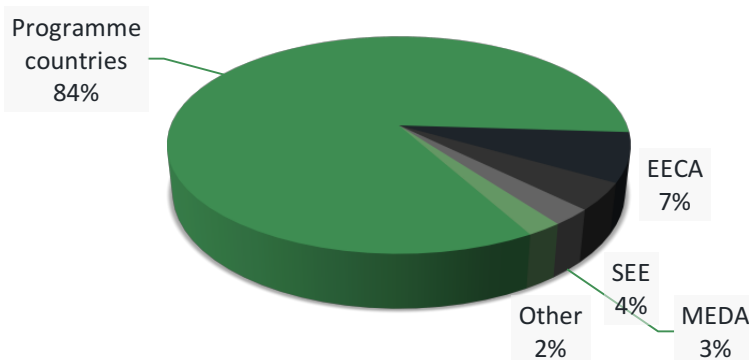
MOOC completion data shows that almost 84% of all respondents from the final survey are working directly with young people. 3/4 of participants (76%) who completed the course and received the Youthpass Certificate did not have previous experience with Erasmus+: Youth in Action or began to prepare a project .

## 6.1 Participants previous experience with Erasmus+: Youth in Action



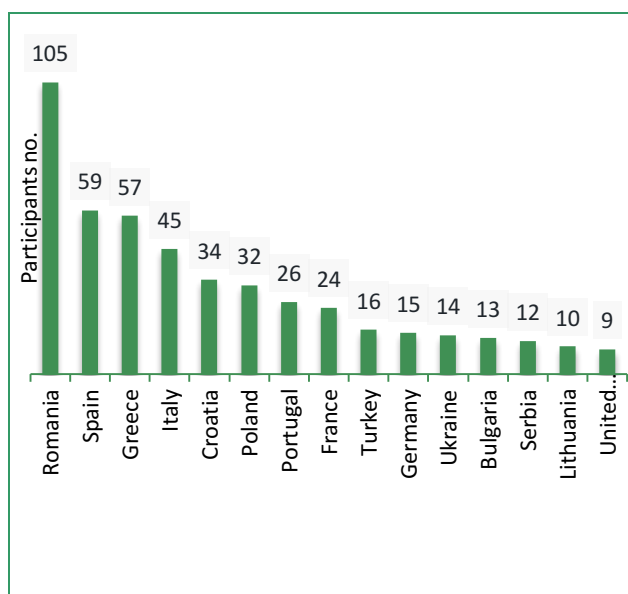
The following graph shows that 84% of participants who received Youthpass are from the programme countries, while 7% are from EECA region, 4% - from SEE and 2% from MEDA region.

## 6.2 Geographical distribution of Youthpass earners

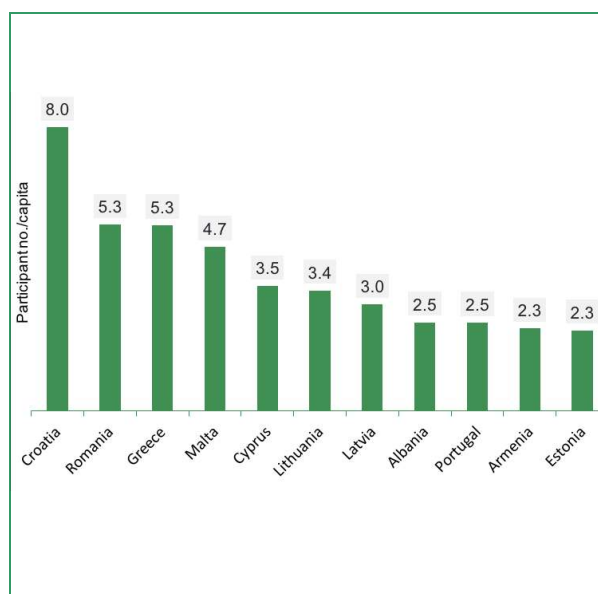


Most represented top 14 countries can be seen in the graph no. 6.3. Romania, Spain, Greece, Italy stand out as the most represented countries.

### 6.3 Completion rates: Top 14 countries by number of participants in total (source: Youthpass data)



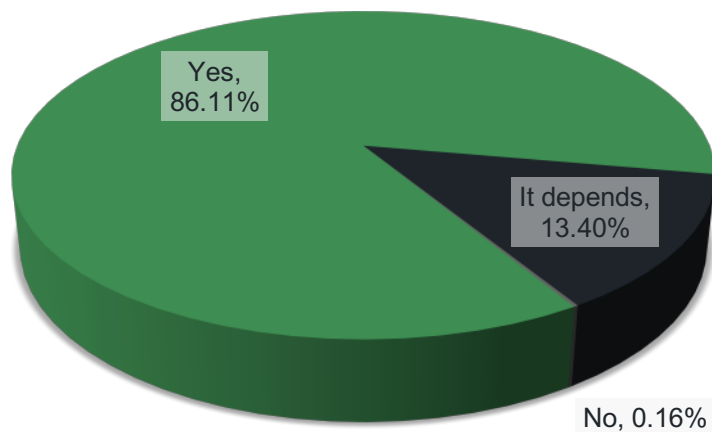
### 6.4 Completion rates - Top 11 countries by number of participant per capita, 1 participant = 1 million (source: Youthpass data)



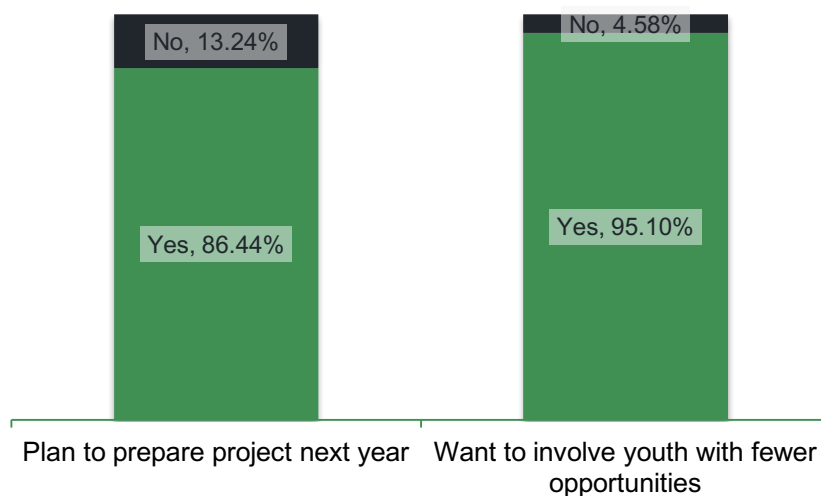
## Participants' plans and intentions after the MOOC

We asked participants if they think that learning from this MOOC can be applied to their life and work context and more than 86% were positive and found their learning applicable, as shown in the graph 6.5:

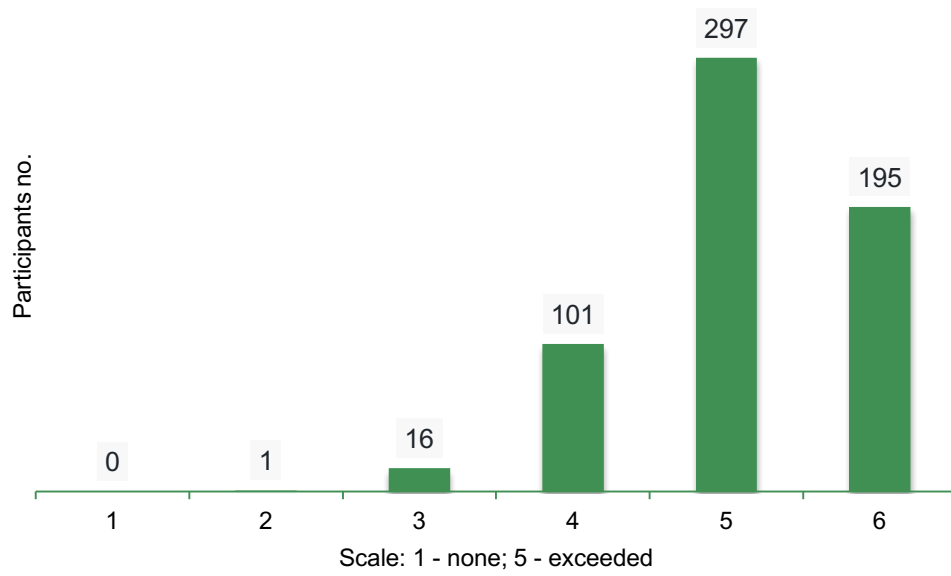
### 6.5 Is learning from the MOOC applicable?



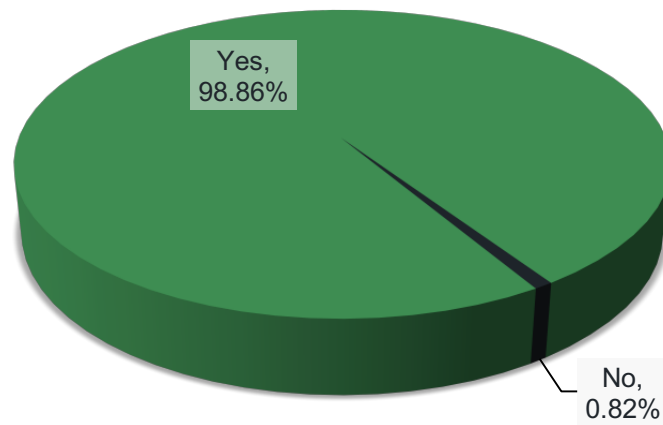
Then we wanted to find out if they are going to prepare a real Erasmus+ project and if they have intentions of involving young people with fewer opportunities. Again, majority of participants were positive. More than 86% are planning project development and even 95% were thinking of involving young people from the inclusion groups.



We asked participants to evaluate to what extent did this MOOC create opportunities to fulfil their learning expectations? In the graph below we can see that 80% feel very positive and that course fulfilled or even exceeded expectations.



We asked participants if they were satisfied with the course resources and more than 98% answered "YES". Therefore, we have agreed to keep the style and types of resources for the next MOOC edition.



## 7. COMMUNICATION AND PROMOTION

To promote the MOOC project, we contacted the following institutions for the promotion of the MOOC:

- **National Agencies:** the call was published on NA's websites, Facebook and Twitter.

The screenshot shows the Erasmus+ website with the following details:

- MOOC on E+**
- Ημερομηνία: 2016.11.21.**
- E-learning Course**
- 30 October - 4 December 2016 | online( No venue)**
- Course description:** This MOOC will equip you with the basic knowledge and understanding of how to use various funding opportunities and fulfill the funding requirements for international youth exchanges, EVS, mobility of youth workers, and SD projects(KA3). Thanks to this MOOC, you will also learn how to start developing youth exchange and volunteering projects, youth worker training activities and your participation projects. You will discover good practice examples, tips and hints for developing good quality projects. You will have the opportunity to network with other participants of this course and share your knowledge and ideas with them.
- Enrollment:** You have heard about Erasmus+ but you don't know so much about it? You have applied within E+ but haven't been lucky this time? You would like to learn more about European youth cooperation but don't know how to start?
- Course details:** This MOOC on E+ is made for you! Based on the success of the first edition of the MOOC, SALTO Participation RC in cooperation with 6 National Agencies decided to relaunch the Massive Open Online Course on Erasmus + in the field of Youth. This course provides an overview of the purpose, priorities, and expected impact of the European Union's funding programme Erasmus+ Youth in Action. Learn how you can get involved in European youth cooperation and make a positive impact on your youth group, organisation, and community.
- Topics include:** Module 1 - Introduction to Erasmus+ Youth in Action

The screenshot shows a Facebook post from Erasmus+ UK (@erasmusplusUK) with the following content:

- Text:** Are you a #youth worker interested in funding opportunities? You might be interested in this SALTO MOOC! Apply now: [salto-youth.net/tools/european](https://salto-youth.net/tools/european) ...
- Image:** A graphic titled "ERASMUS+ FUNDING OPPORTUNITIES FOR YOUTH" with a date of Oct 31 - Dec 4, 2016. It includes a table with columns: COURSE DATE, DURATION, COMMITMENT, REQUIREMENT, COURSE TYPE, and CREDENTIAL. Below the table is an "ENROLL" button.
- Engagement:** 6 RETWEETS, 4 LIKES.
- Timestamp:** 08:01 - 10 oct. 2016

- **SALTO Youth RC:** The call was published on the SALTO European Training Calendar: <https://www.salto-youth.net/tools/european-training-calendar/training/mooc-on-erasmus-funding-opportunities-for-youth-ka1-and-ka3.6078/>
- **The European Commission.** The European Commission published an article on the main page on the EAC DG and promoted the course among its networks and contacts.

- **Eurodesk:** The MOOC was promoted in the Eurodesk Brussels Bulletin: [http://www.eurodesk.ro/library/EurodeskBulletin/2016/EBL\\_Bulletin\\_October2016.pdf](http://www.eurodesk.ro/library/EurodeskBulletin/2016/EBL_Bulletin_October2016.pdf)

The screenshot shows the Europe Direct website with the following details:

- Header:** europe direct logo, search bar, navigation menu (Αρχική, Εκδηλώσεις, Σταδιοδρομία στην ΕΕ, Εκδόσεις, Νέα, Πολυμέσα, Χρήσιμοι Σύνδεσμοι).
- Main Content:**
  - MOOC on KA1 and KA3-E+ Youth-31/10-04/12/2016**
  - Τρίτη, 11 Οκτώβριος, 2016**
  - Image:** A graphic showing the MOOC enrollment information.
  - Text:** SALTO Youth Participation RC in cooperation with the National Agency of E+ Programme (Youth) from Italy, Hungary, Croatia, Slovakia, Iceland and Poland is pleased to inform you that the enrolment for the third edition of the MOOC on Erasmus+ started! The cherry on the cake; this year, we add a totally new module on KA3 and the Structured Dialogue!
- Right Sidebar:**
  - ΕΛΙΑΜΕΠ** logo.
  - Statement by Commissioner Avramopoulos during his visit to Lesbos, Greece**
  - November 2016 compared with October 2016- Production in construction up by 0.4% in both euro area and EU28**
  - December 2016-Annual inflation up to 1.1% in the euro area-Up to 1.2% in the EU**
  - Το κέντρο συγχρηματοδοτείται από την Ευρωπαϊκή Ένωση.**
- Footer:** Europe Direct ΕΛΙΑΜΕΠ 2017 | Όροι Χρήσης | Επικοινωνία

- **Trainers.** Some trainers promoted the course on their Facebook
- **Social media:** The call was published on many Facebook groups with people interested in exchange, volunteering and cooperation opportunities.



Europe Direct  
Regiunea  
Centru  
@EDregiunea centru

- Accueil
- À propos
- Photos
- Avis
- Mentions J'aime
- Vidéos
- Événements
- Publications

Créer une Page



J'aime Contacter Enregistrer Plus inscription

Statut Photo/vidéo  
Écrivez quelque chose sur cette Page...

Europe Direct Regiunea Centru  
1 h

SALTO Participarea tinerilor RC în cooperare cu Agenția Națională a Programului Erasmus+ (Tineret) din Italia, Ungaria, Croația, Slovacia, Islanda și Polonia are plăcerea de a vă informa că înregistrarea pentru participarea la a treia ediție a MOOC privind Erasmus + a început! În acest an se adăuga un nou moduli complet pe KA3 și dialogul structurat! Ideea din spatele MOOC pe Erasmus + este de a oferi cunoștințele necesare și de înțelegere pentru un număr nelimitat de persoane...

Afficher la suite  
Voir la traduction

ERASMUS+ FUNDING OPPORTUNITIES FOR YOUTH  
Oct 31 - Dec 4, 2016

COURSE DATE	DURATION	COST
Oct 31 - Dec 4	15 weeks	Free

ENROLL

Organisme gouvernemental - Alba Iulia  
5.0 ★★★★★ Ferme dans 50 minutes

Rechercher publications sur la Page

2 496 personnes aiment ça

9 personnes sont venues ici

Ferme dans 50 minutes - 08:00 - 16:00  
Obtenir des informations supplémentaires

Inviter des amis à aimer cette Page

5.0 sur 5 étoiles - 3 avis  
Voir les avis

À PROPOS

## Annex 1. List of participants

This is the list of participants by countries and programme regions. It includes only participants who completed MOOC and were issued Youthpass Certificates.

Contacts of participants may be requested from SALTO Youth Participation RC, [steph@salto-youth.net](mailto:steph@salto-youth.net).

Countries	Participants	Countries	Participants
<b>PROGRAMME COUNTRIES</b>		<b>PARTNER COUNTRIES</b>	
<b>Total:</b>	<b>515</b>	<b>Total:</b>	<b>85</b>
Austria	2	<i>Easter Europe and Caucasus</i>	43
Belgium	6	Armenia	7
Bulgaria	13	Azerbaijan	1
Croatia	34	Belarus	8
Cyprus	3	Georgia	5
Czech Republic	8	Moldova	1
Denmark	4	Russian Federation	7
Estonia	3	Ukraine	14
Finland	4	<i>MEDA</i>	14
France	24	Algeria	1
Germany	15	Egypt	2
Greece	57	Israel	1
Hungary	7	Jordan	2
Ireland	4	Lebanon	1
Italy	45	Morocco	2
Latvia	6	Palestine	3
Lithuania	10	Tunisia	2
Luxembourg	1	<i>South East Europe</i>	27
Malta	2	Albania	7
Netherlands	7	Bosnia and Herzegovina	1
Norway	4	Macedonia (FYROM)	5
Poland	32	Serbia	12
Portugal	26	<b>OTHER countries Total:</b>	<b>13</b>
Romania	105	Aruba	2
Slovak Republic	5	Colombia	2
Slovenia	3	Ghana	1
Spain	59	India	1
Syria	1	Iraq	1
Turkey	16	Kyrgyzstan	1
United Kingdom	9	Nigeria	1
		Pakistan	1
		Uganda	2
		Venezuela	1



## Annex 2. Print screens of MOOC delivery

These are few of the print screens, which illustrate how the MOOC was delivered.

### Print screen no. 1. Home navigation view

The screenshot shows the Canvas LMS interface for the course 'Erasmus+ Funding Opportunities for Youth'. The left sidebar contains navigation options: Home, Announcements, Modules, SCORM, Discussions, Syllabus, Pages, People, Grades, Files, Assignments, Quizzes, Outcomes, Collaborations, Conferences, and Settings. The main content area displays the course title, 'Massive Open Online Course', and a 'Read more details about the course' link. Below this are two featured cards: 'Welcome! Get Started' and 'Erasmus+ Youth in Action Overview Module 1 // November 2-8, 2015 Week 1'. The right sidebar includes options like 'Import from Commons', 'Choose Home Page', 'View Course Stream', 'Course setup checklist', 'New announcement', and 'View Course Analytics'. A 'To do' section lists tasks such as 'Grade At the MOOC I learnt... and my feedback it...' (357 need grading), 'Grade User Experience Survey' (4 need grading), and 'Grade Welcome Survey' (1 needs grading). A 'Coming up' section shows 'Nothing for the next week' and a 'Recent feedback' section.

### Print screen no. 2. Module and session navigation view

The screenshot shows the Canvas LMS interface for the module 'Module 1: Introduction to Erasmus+: Youth in Action'. The left sidebar is the same as in the previous screenshot. The main content area displays a list of sessions and their completion status. The sessions are:

Session	Completion Status
Overview of Module 1	View
Session 1.1. Discover what Erasmus+ is	View
Session 1.2. Behind the Curtains of Erasmus+	View
Session 1.2.1. Understand Why a Programme for Youth	View
Session 1.2.2. Explore the Objectives and Priorities of E...	View
Session 1.2.3. Learn about Non-Formal Education	View
<b>The basics of Erasmus+</b>	50 pts Score at least 50
Session 1.3 Discover Important Features of Erasmus+: You...	View
Session 1.4 Explore Quality of Erasmus+: Youth in Action P...	View
Session 1.5 Get Familiar with the Project Lifecycle	View
Module 1: Are things clear?	View
Session 1.6. Let's Youthpass: Valuing and Recognising Lea...	View
Session 1.7 Find out Support Structures for Erasmus+: You...	View
Module 1: My support	View

Print screen no. 3. RSA-style video explaining the essentials of Youth Exchanges

Session 2.1. Discover What a Youth Exchange is

An international youth exchange is a partnership between two or more youth groups of equal size, across national boundaries, involving young people within defined age groups to exchange their views, ideas, perspectives, attitudes and to learn to work together and become enriched by their differences.

Discover What a Youth Exchange is

AN INTERNATIONAL EXCHANGE IS A PARTNERSHIP

Print screen no. 4. Practice Quiz to repeat and memorise knowledge of the EVS module.

Take the quiz again

Attempt history

Attempt	Time	Score	
LATEST	Attempt 1	less than 1 minute	7.5 out of 80

Submitted 22 Jan at 20:13

Question 1 0 / 10 pts

What are the main actors in so called the "triangle of EVS"?

- National Agencies of Hosting and Sending countries and a volunteer
- Volunteer, Hosting organisation and Sending organisation
- National Agency, volunteer and Local community
- Hosting organisation, Coordinating organisation and the local community

Correct!

Great! Correct answer.

You Answered

Nope, try again.

Related items

- Quiz statistics
- Moderate this quiz

Last attempt details:

Time: less than 1 minute

Current score: 7.5 out of 80

Kept score: 7.5 out of 80

1 Attempt so far

View previous attempts

Unlimited attempts

Take the quiz again

(Will keep the highest of all your scores!)

Print screen no. 5. Embedded Youtube video with examples from training project

The screenshot shows a Canvas LMS interface. On the left is a navigation sidebar with icons for Account, Dashboard, Courses, Calendar, Inbox, Comments, and Course Catalog. The main content area features a video player with the title "Making the Difference: North-South PBA" and a subtitle "from Erasmus+ Aktiv Ungdom". The video shows a wooden board with a map of Europe and the text "Making the difference". Below the video, there is a source attribution and a transcript link. The text below the video reads: "Training course 'Facilitarium' This training course was organised by Loesje Estonia from 3rd to 11th May 2014 in Vaskna, Estonia and invited 21 youth leaders, trainers and educators from 10 countries to discover what is visual and graphic facilitation and how drawing and sketching can be helpful in organisation and design of the learning process."

Print screen no. 6. Re-used UK NA webinar sessions on how to fill in the KA1 Application

The screenshot shows a Canvas LMS interface. On the left is a navigation sidebar with icons for Pages, People, Grades, Files, Assignments, Quizzes, Outcomes, Collaborations, Conferences, and Settings. The main content area features a video player with the title "Application form: D - Description of the Project and E - Participants' Profile NEW". The video shows a slide titled "Erasmus+ Application Form" with sections for "Participant Profile" and "Learning Outcomes". The text on the slide includes: "The project proposal should correspond to the objectives of the Action (KA1), which are defined in Part B 'what are the aims of a mobility project' of the Programme Guide".

Print screen no. 7. Discussion forum to conclude participants' learning results and collect feedback

The screenshot shows a web browser window displaying a Canvas LMS discussion forum. The browser's address bar shows the URL: [https://learn.canvas.net/courses/1421/discussion\\_topics/27784](https://learn.canvas.net/courses/1421/discussion_topics/27784). The browser's tab bar includes several open tabs: Most Visited, Beedcraft, BC users, BC testing, BC devil, BC UX proto, BC verlimat, EBA team, Toggl, Canvas, YouTube, DOYIT, Router, SEB, Swedbank, and Trello. The Canvas interface features a left-hand navigation menu with icons for Account, Dashboard, Courses, Calendar, Inbox, Comments, and Help. At the top of the forum, there is a search bar labeled "Search entries or author", an "Unread" button, and a "Subscribed" button. The forum contains three posts:

- Post 1:** By Ivana Kovačević, dated 21 Nov 2016. The text reads: "Very good online course, with interesting knowledge evaluation through quizzes. Although you can take it as many times as you want it forces you to do everything right because of it's simplicity, and to repeat what you have just read several times. I have learned that it is crucial to involve youth in every stage of the process, from developing the initial idea throughout the project impact after it is ended. Maybe it should be improve in the way that it is available all year long and not limited with dates, because it will be a great opportunity for all interested parties to take MOOC regardless of date courses."
- Post 2:** By Michele Nuzzolese, dated 4 Dec 2016. It includes a quote of the text from the first post: "Maybe it should be improve in the way that it is available all year long and not limited with dates, because it will be a great opportunity for all interested parties to take MOOC regardless of date courses." Below the quote, it says "Agree." and "Edited by Michele Nuzzolese on 4 Dec 2016 at 14:39".
- Post 3:** By Gerold Stabel, dated 21 Nov 2016. The content of this post is mostly obscured by a white box.